



CARTA GEOMORFOLOGICA


LEGENDA




Detrito di versante



Corpo di frana attiva per colamento




Corpo di frana attiva per scorrimento rotazionale



Corpo di frana attiva per scorrimento traslativo



Area interessata da deformazioni superficiali quiescenti



Corpo di frana antica stabilizzata



Scarpata artificiale